

Scaled data based on original data using
LM-79-08 Approved Method: Electrical and Photometric Measurements of Solid-
State Lighting Products

Test Report Prepared for
Cooper Lighting Solutions
(formerly Eaton)

Brand: McGRAW-EDISON

Report Number: P387010

Luminaire Tested: **GWC-SA2D-727-U-T2-HSS**

Issue Date: 3/3/2020

Test Information

Test Method: LM-79-08
Report Number: P387010
TEST IS SCALED FROM IESNA LM-79-08 TEST DATA (G2-1903-205-13)
Test Lab: INNOVATION CENTER
Issue Date: 3/3/2020
Manufacturer: COOPER LIGHTING SOLUTIONS (FORMERLY EATON)
Product Line: MCGRAW-EDISON
Catalog Number: GWC-SA2D-727-U-T2-HSS
Description: GALLEON WALL LUMINAIRE
(2) 70 CRI, 2700K, 1200mA LIGHTSQUARES WITH 16 LEDS EACH AND TYPE II OPTICS WITH HOUSE SIDE SHIELD
Light Source: -
Ballast/Driver: ELECTRONIC DRIVER

Summary

Lumens per Lamp: N/A
Luminaire Lumens: 9634 lumens
Efficiency: N/A
Efficacy: 74.7 lumens/watt
Luminous Opening: Rectangular (W 1' x L: 0.5' x H: 0')
IES Classification: Type II - Medium
BUG Rating: B1 - U0 - G2

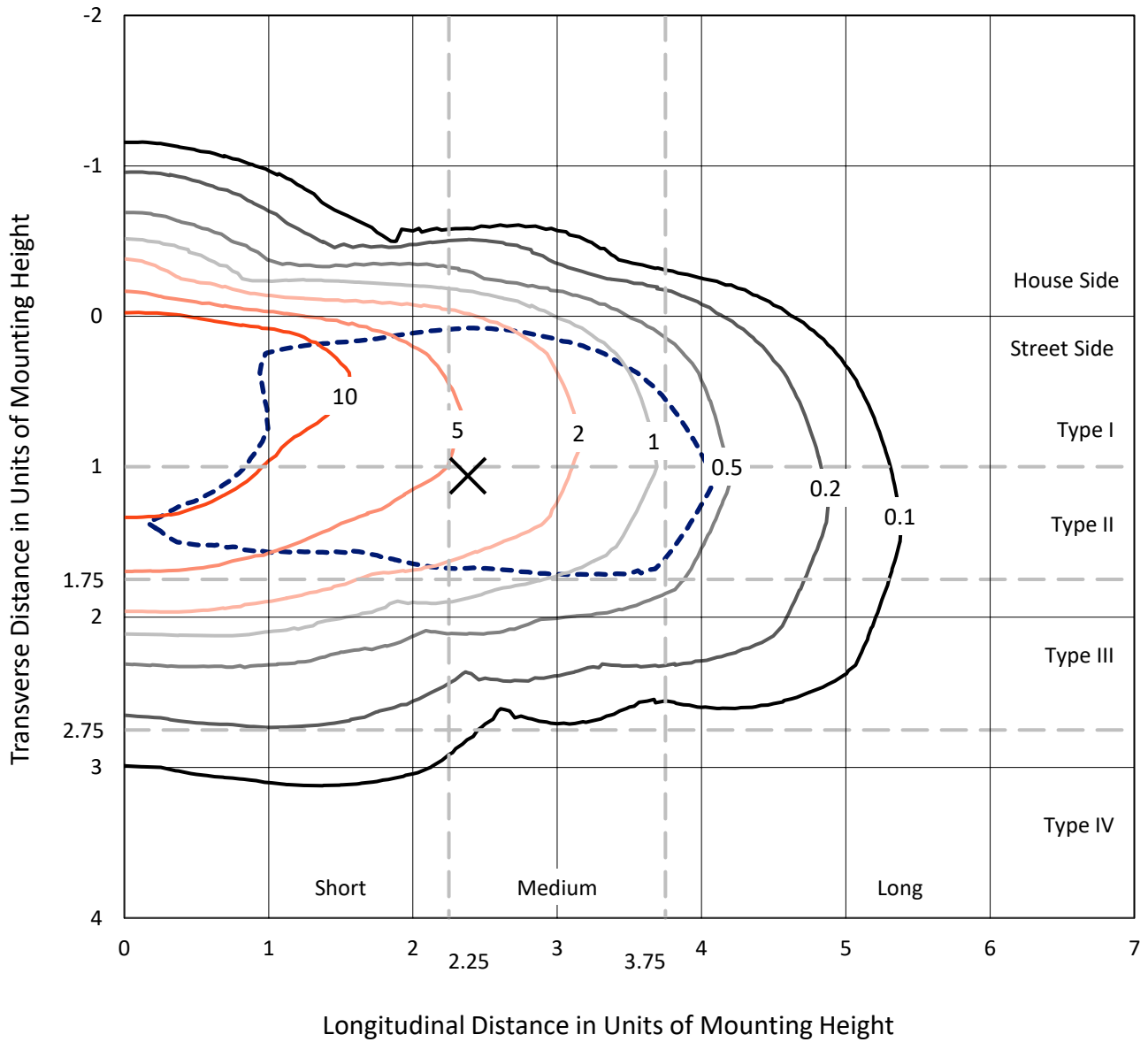
Input Watts (W): 129
Input Voltage (V): NR
Input Current (A_{in}): NR
Voltage Rise (V): NR
Power Factor: NR
Total Harmonic Distortion (THDi): NR
Frequency (hertz): 60
Stabilization Time: NR
Operation Time: NR
Ambient Temperature (°C): NR
Test Distance: 24 FT



REPORT NUMBER: P387010
 CATALOG NUMBER: GWC-SA2D-727-U-T2-HSS

Iso-Footcandle Lines of Horizontal Illumination

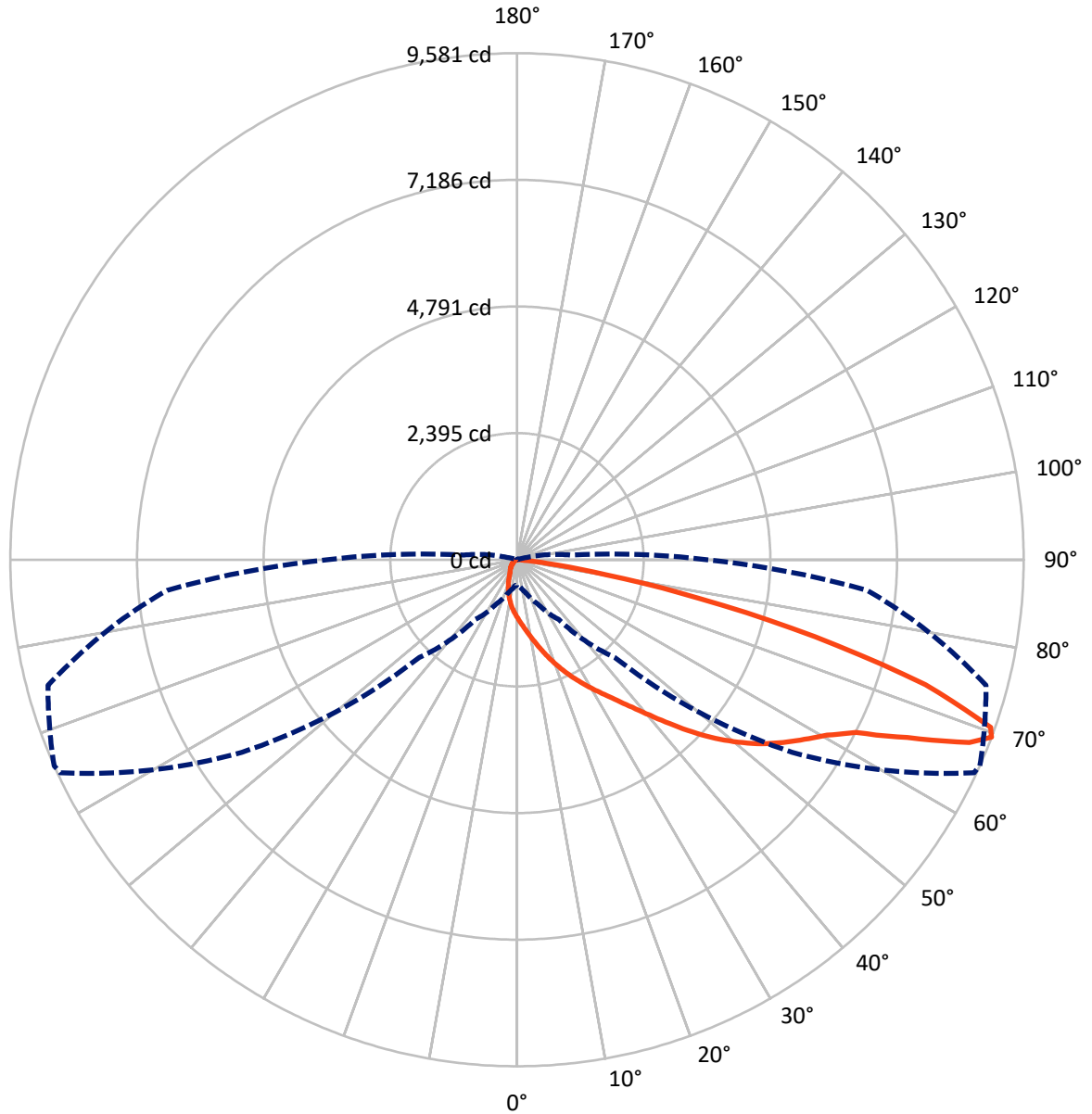
✕ Max cd
 - - - 1/2 Max cd



Based on 10 foot mounting height. Maximum calculated value = 18.1 fc
 Type II - Medium - N/A

REPORT NUMBER: P387010
CATALOG NUMBER: GWC-SA2D-727-U-T2-HSS

Luminous Intensity Polar Plot



— Vertical Plane Through 66-Deg Lateral - - - Horizontal Cone Through 69-Deg Vertical

REPORT NUMBER: P387010

CATALOG NUMBER: GWC-SA2D-727-U-T2-HSS

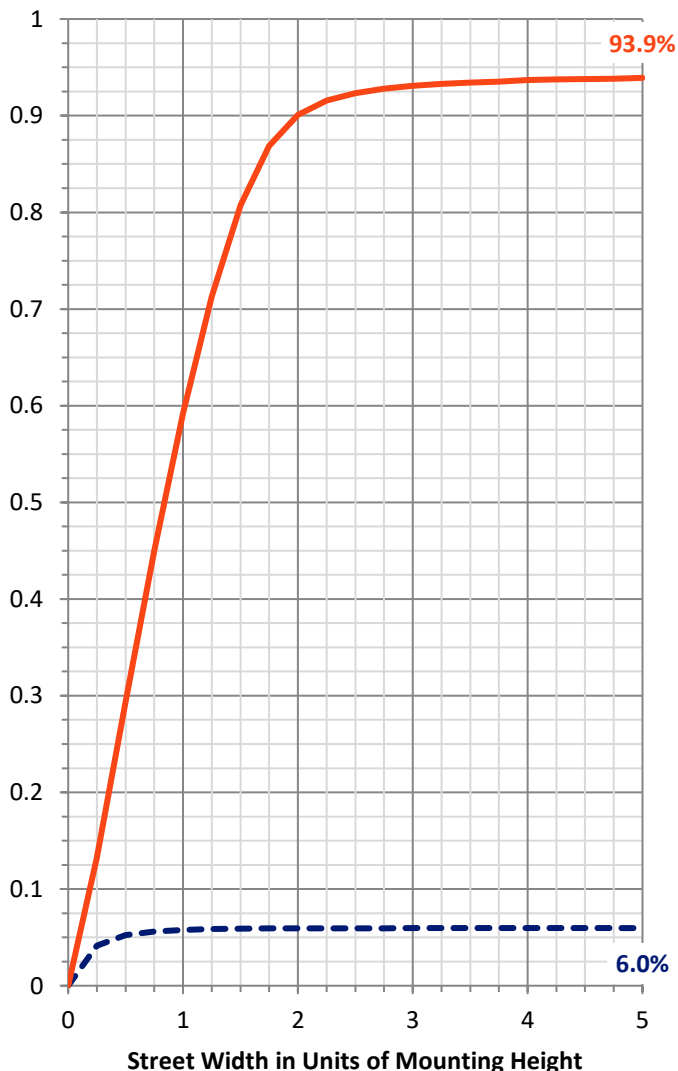
FLUX DISTRIBUTION:

		Downward	Upward	Total
House Side	Lumens	577.9	0.0	577.9
	% Fixture	6.0	0.0	6.0
Street Side	Lumens	9056.1	0.0	9056.1
	% Fixture	94.0	0.0	94.0
Total	Lumens	9634.0	0.0	9634.0
	% Fixture	100.0	0.0	100.0

ZONAL LUMENS:

Zone	Lumens	% Fixture
0°-10°	106.0	1.1
10°-20°	315.4	3.3
20°-30°	549.3	5.7
30°-40°	963.7	10.0
40°-50°	1613.0	16.7
50°-60°	2371.0	24.6
60°-70°	2434.4	25.3
70°-80°	1201.8	12.5
80°-90°	79.5	0.8
90°-100°	0.0	0.0
100°-110°	0.0	0.0
110°-120°	0.0	0.0
120°-130°	0.0	0.0
130°-140°	0.0	0.0
140°-150°	0.0	0.0
150°-160°	0.0	0.0
160°-170°	0.0	0.0
170°-180°	0.0	0.0
0°-90°	9634.0	100.0
0°-180°	9634.0	100.0

Coefficient of Utilization



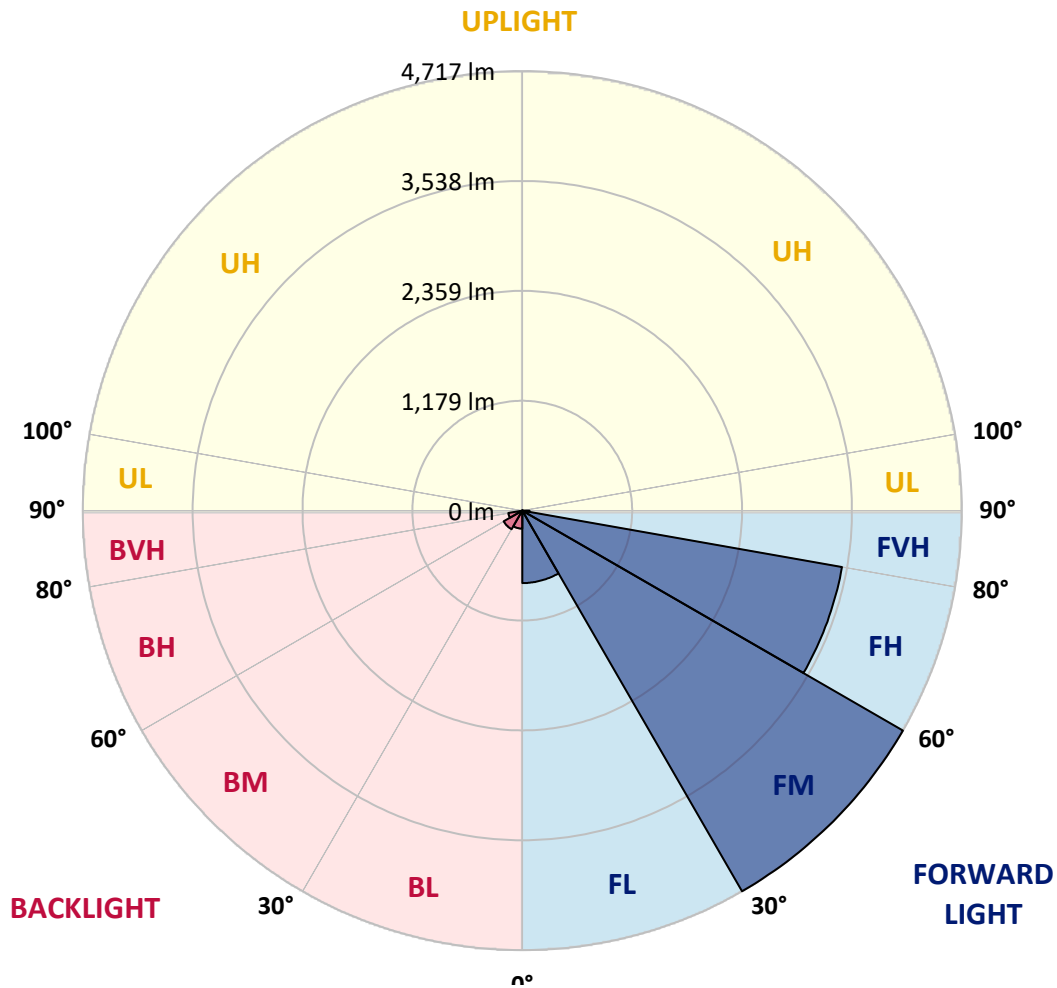
REPORT NUMBER: P387010

CATALOG NUMBER: GWC-SA2D-727-U-T2-HSS

LUMINAIRE CLASSIFICATION SYSTEM LUMEN TABLE AND BUG RATING:

Zone	Lumens	% Fixture	Zone Rating/Lumen Limit		
			B	U	G
FL (0°-30°)	777.4	8.1			
FM (30°-60°)	4717.3	49.0			
FH (60°-80°)	3483.9	36.2			G2/5000
FVH (80°-90°)	77.5	0.8			G1/100
BL (0°-30°)	193.3	2.0	B1/500		
BM (30°-60°)	230.4	2.4	B1/1000		
BH (60°-80°)	152.3	1.6	B1/500		G1/500
BVH (80°-90°)	1.9	0.0			G0/10
UL (90°-100°)	0.0	0.0		U0/0	
UH (100°-180°)	0.0	0.0		U0/0	

BUG Rating: B1-U0-G2
 Type II Medium





REPORT NUMBER: P387010

CATALOG NUMBER: GWC-SA2D-727-U-T2-HSS

CANDELA DISTRIBUTION (FULL):

	0°	5°	15°	25°	35°	45°	55°	65°	66°	75°	85°
0°	1096.4	1096.4	1096.4	1096.4	1096.4	1096.4	1096.4	1096.4	1096.4	1096.4	1096.4
2.5°	1290.4	1284.9	1282.6	1272.6	1255.2	1241.9	1216.3	1186.5	1181.0	1152.2	1117.0
5°	1457.9	1453.3	1450.1	1435.9	1418.1	1384.7	1338.0	1282.6	1272.1	1217.2	1146.7
7.5°	1574.6	1582.8	1582.8	1573.6	1551.2	1526.1	1468.9	1393.4	1380.1	1295.9	1186.5
10°	1642.7	1652.8	1660.6	1668.4	1665.2	1655.1	1601.1	1516.0	1500.0	1388.3	1232.7
12.5°	1649.1	1659.2	1681.2	1713.7	1745.2	1768.1	1734.3	1651.9	1633.6	1495.4	1287.7
15°	1613.5	1624.0	1657.8	1721.0	1797.4	1864.2	1875.2	1802.4	1783.7	1623.1	1356.3
17.5°	1551.2	1558.1	1606.6	1694.0	1813.9	1936.5	2002.9	1964.0	1946.6	1769.0	1432.7
20°	1505.0	1510.0	1552.6	1646.4	1803.8	1981.8	2123.7	2135.6	2117.3	1925.5	1515.5
22.5°	1584.2	1593.3	1594.7	1639.1	1776.4	2004.2	2229.8	2304.4	2290.7	2091.6	1597.0
25°	1800.6	1811.1	1776.4	1748.9	1799.7	2014.3	2320.9	2477.4	2466.4	2270.6	1678.9
27.5°	2086.6	2097.6	2052.7	1970.8	1921.9	2052.3	2401.9	2653.1	2652.6	2460.0	1767.2
30°	2367.6	2378.5	2332.8	2250.9	2138.3	2159.8	2471.9	2837.0	2839.8	2655.4	1861.0
32.5°	2662.2	2676.0	2628.8	2523.6	2406.0	2345.6	2570.3	3021.9	3037.5	2881.9	1966.7
35°	2997.2	2999.0	2932.7	2822.4	2687.0	2594.1	2728.1	3229.2	3266.3	3162.4	2100.8
37.5°	3325.7	3339.0	3284.6	3110.7	2986.2	2881.0	2962.9	3488.2	3540.8	3505.1	2276.0
40°	3569.2	3597.1	3589.3	3401.7	3283.6	3208.6	3254.4	3796.1	3863.0	3904.1	2497.1
42.5°	3722.0	3743.1	3778.8	3665.7	3558.7	3571.0	3598.5	4154.9	4237.3	4359.0	2751.0
45°	3897.3	3907.3	3937.1	3887.2	3814.9	3939.4	3963.6	4558.9	4645.4	4848.1	3032.9
47.5°	4111.4	4135.2	4143.5	4097.7	4064.8	4265.2	4315.5	4926.4	5047.6	5372.1	3331.2
50°	4384.1	4390.6	4404.7	4375.0	4342.0	4545.2	4631.2	5312.1	5422.4	5897.8	3625.5
52.5°	4650.9	4673.8	4723.2	4704.5	4691.2	4783.6	4912.7	5659.9	5783.0	6336.2	3919.2
55°	4727.8	4747.5	4918.2	5034.8	5142.8	5077.4	5181.7	5971.5	6104.7	6727.9	4202.0
57.5°	4420.8	4460.6	4756.2	5060.0	5508.0	5534.1	5551.5	6291.4	6410.8	7028.1	4496.3
60°	3644.7	3652.5	4137.5	4658.7	5447.6	5932.6	6091.4	6635.0	6735.2	7307.7	4848.6
62.5°	2318.1	2397.3	2929.5	3665.3	4808.8	5875.0	6744.4	7154.8	7191.4	7643.1	5353.8
65°	1104.2	1155.4	1538.9	2264.6	3483.2	5136.9	7195.1	8095.2	8111.7	8308.0	6028.7
67.5°	611.3	636.0	818.6	1219.0	2036.3	3632.8	7013.0	9209.0	9224.5	8987.0	6620.8
69°	478.2	499.2	642.9	918.8	1380.5	2611.0	6346.3	9535.2	9581.4	9181.5	6641.9
70°	405.9	426.5	553.7	776.1	1110.1	2017.5	5648.9	9454.2	9503.2	9163.2	6484.9
72.5°	248.5	260.4	368.8	546.4	744.0	1014.9	3483.6	7995.4	8078.3	8405.4	5573.4
75°	167.5	173.9	230.6	377.1	532.2	522.6	1809.8	5635.7	5815.0	6538.5	4116.5
77.5°	119.9	125.8	154.7	243.9	372.9	345.0	819.5	3502.4	3540.8	3921.5	2244.9
80°	68.2	73.7	109.4	145.1	253.0	230.2	325.8	1672.9	1692.2	1681.6	749.5
82.5°	35.7	40.3	59.9	95.6	162.4	150.5	135.4	560.1	562.8	468.1	164.3
85°	6.9	8.2	29.7	65.4	83.7	65.4	55.4	131.3	134.1	118.5	40.7
87.5°	0.0	0.5	11.9	14.6	16.5	16.9	17.8	25.6	27.5	37.1	11.0
90°	0.0	0.0	0.0	0.0	0.0	0.0	0.0	0.0	0.0	0.0	0.0



REPORT NUMBER: P387010
 CATALOG NUMBER: GWC-SA2D-727-U-T2-HSS

CANDELA DISTRIBUTION (continued):

	90°	95°	105°	115°	125°	135°	145°	155°	165°	175°	180°
0°	1096.4	1096.4	1096.4	1096.4	1096.4	1096.4	1096.4	1096.4	1096.4	1096.4	1096.4
2.5°	1101.4	1084.9	1053.4	1016.8	988.4	960.5	938.5	915.6	907.4	903.3	902.8
5°	1112.4	1077.6	1010.8	942.2	885.9	832.8	794.8	758.7	741.7	734.0	730.8
7.5°	1130.7	1074.9	967.3	862.6	781.6	715.2	662.6	623.2	603.6	595.3	592.1
10°	1152.2	1071.2	916.5	778.4	674.9	606.3	554.1	515.2	493.7	484.6	480.0
12.5°	1177.4	1064.8	858.0	693.2	583.9	515.2	452.1	404.0	379.3	368.8	363.8
15°	1208.5	1058.4	796.7	613.2	503.8	420.1	351.0	318.5	313.4	311.6	312.1
17.5°	1239.1	1048.3	729.9	534.0	419.6	328.1	292.9	291.0	291.9	291.9	291.9
20°	1266.6	1025.5	657.1	466.3	339.5	276.8	269.5	266.3	264.0	262.2	259.9
22.5°	1288.1	994.8	587.1	399.0	277.3	253.5	242.1	232.0	223.8	218.3	215.5
25°	1302.8	954.1	523.0	334.5	249.4	230.6	210.0	193.1	180.3	172.5	169.3
27.5°	1313.7	910.1	465.8	280.0	230.2	204.1	177.1	157.0	143.7	136.8	134.1
30°	1321.5	860.3	415.5	246.2	208.7	176.2	147.3	127.7	118.1	114.4	112.6
32.5°	1328.8	804.9	367.9	230.2	188.5	150.5	123.5	108.4	102.5	97.9	96.6
35°	1347.1	753.6	322.6	213.2	167.9	128.6	106.2	95.2	89.2	86.5	85.6
37.5°	1390.6	715.7	279.1	195.8	147.3	111.2	92.9	85.1	79.6	76.9	76.0
40°	1460.6	696.4	242.5	177.1	127.2	97.9	84.2	76.9	70.9	66.8	65.9
42.5°	1563.6	699.2	216.9	158.3	111.2	87.4	76.0	67.3	60.9	57.2	56.3
45°	1688.5	719.3	199.1	140.0	97.9	79.2	66.8	57.7	51.7	48.5	47.6
47.5°	1823.9	751.8	184.4	123.5	87.4	71.4	57.7	48.0	43.0	40.3	39.8
50°	1966.7	783.4	169.3	107.5	78.2	63.6	48.5	39.8	35.7	33.4	32.5
52.5°	2111.3	820.0	155.6	92.9	70.5	54.5	40.3	32.5	29.3	27.5	26.5
55°	2266.9	847.5	142.3	81.5	62.7	46.2	33.4	27.0	24.3	22.0	21.5
57.5°	2449.9	890.0	128.6	70.5	53.5	38.4	27.5	21.5	19.2	16.9	16.5
60°	2697.0	939.9	113.9	62.2	43.9	31.6	22.4	17.4	14.6	12.8	12.4
62.5°	3022.8	995.3	95.6	54.5	35.7	25.6	17.8	13.7	10.5	8.2	8.2
65°	3436.0	1085.4	78.2	45.8	29.3	21.0	13.7	10.1	5.9	3.7	3.7
67.5°	3677.2	1101.0	63.1	37.5	23.8	17.8	11.4	6.9	1.8	0.5	0.0
69°	3599.8	1010.8	53.5	32.0	20.6	16.9	10.5	5.0	0.9	0.0	0.0
70°	3454.3	924.3	47.1	28.4	18.8	16.0	10.1	3.7	0.9	0.0	0.0
72.5°	2854.4	658.0	35.7	21.0	13.7	14.2	9.2	2.3	0.9	0.0	0.0
75°	2079.3	399.9	25.6	14.6	8.7	10.5	6.4	0.9	0.5	0.0	0.0
77.5°	1156.8	188.5	16.0	8.2	5.5	6.4	3.2	0.0	0.0	0.0	0.0
80°	375.7	51.2	7.3	4.6	3.2	3.7	1.4	0.0	0.0	0.0	0.0
82.5°	69.6	14.6	4.1	2.3	0.9	0.9	0.0	0.0	0.0	0.0	0.0
85°	15.1	5.9	2.3	0.9	0.0	0.0	0.0	0.0	0.0	0.0	0.0
87.5°	5.0	1.8	0.5	0.0	0.0	0.0	0.0	0.0	0.0	0.0	0.0
90°	0.0	0.0	0.0	0.0	0.0	0.0	0.0	0.0	0.0	0.0	0.0

Signify Classified - Internal
Cooper Lighting Solutions Photometric Lab
1121 Highway 74 South
Peachtree City, GA 30269

Scaled Data Report



Report Generated By 670245982

Signify Classified - Internal
Cooper Lighting Solutions Photometric Lab
1121 Highway 74 South
Peachtree City, GA 30269

Scaled Data Report



Signify Classified - Internal
Cooper Lighting Solutions Photometric Lab
1121 Highway 74 South
Peachtree City, GA 30269

Scaled Data Report



Signify Classified - Internal
Cooper Lighting Solutions Photometric Lab
1121 Highway 74 South
Peachtree City, GA 30269

Scaled Data Report



Signify Classified - Internal
Cooper Lighting Solutions Photometric Lab
1121 Highway 74 South
Peachtree City, GA 30269

Scaled Data Report



--- HS — SS

Signify Classified - Internal
Cooper Lighting Solutions Photometric Lab
1121 Highway 74 South
Peachtree City, GA 30269

Scaled Data Report



u

Signify Classified - Internal
Cooper Lighting Solutions Photometric Lab
1121 Highway 74 South
Peachtree City, GA 30269

Scaled Data Report



Signify Classified - Internal
Cooper Lighting Solutions Photometric Lab
1121 Highway 74 South
Peachtree City, GA 30269

Scaled Data Report



(END OF REPORT)